Woonstichting Valburg

2025

HUURDERSOORDEEL A

Nieuwe huurders	8,7	A
Reparatieverzoek	8,2	A
Vertrokken huurders	8,3	A

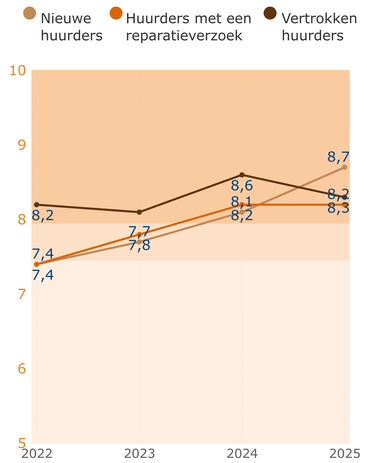

FINANCIËN A

Beïnvloedbare bedrijfslasten per vhe **€ 938**

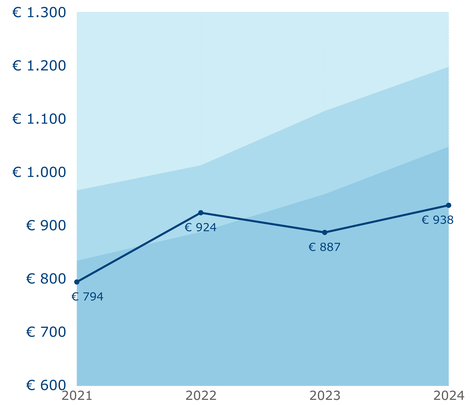

ONDERHOUD & VERBETERING B

Uitgaven onderhoud, verbetering en verduurzaming [€/vhe]*	€ 3.523	B
Technische woningkwaliteit (EP2) [kWh/m2]	197,3	C
Ervaren woningkwaliteit	7,5	A

Uitgaven per vhe

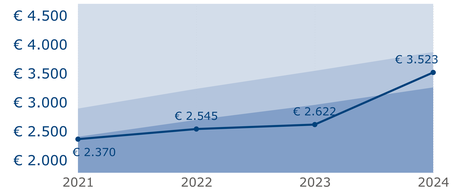

Technische woningkwaliteit

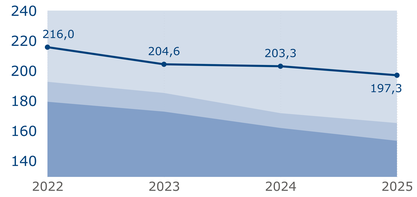

Ervaren woningkwaliteit

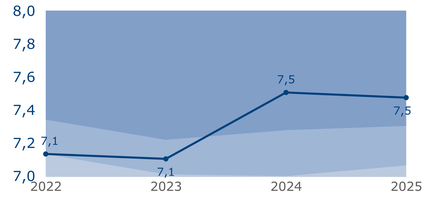

*vijfjaarsgemiddelde

DUURZAAMHEID C

Isolatieprestatie [kWh/m2]	48,9	C
Energetische prestatie (EP2) [kWh/m2]	197,3	C
CO2-uitstoot gas [kg/m2]	16,4	C

Isolatieprestatie

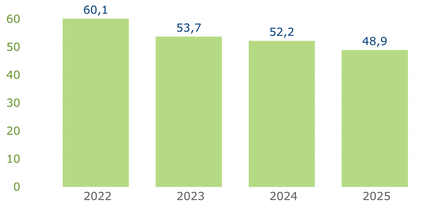

Energetische prestatie

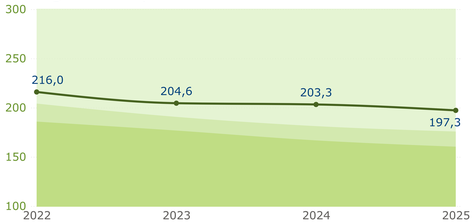

CO2-uitstoot gas

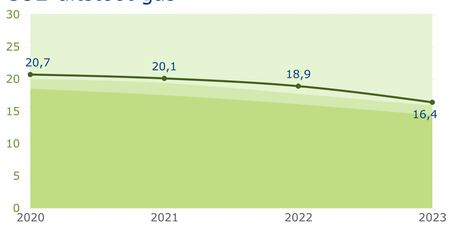

BESCHIKBAARHEID & BETAALBAARHEID

Verhouding huur / maximaal toegestane huur **58,6%**

Gemiddelde huur (DAEB)

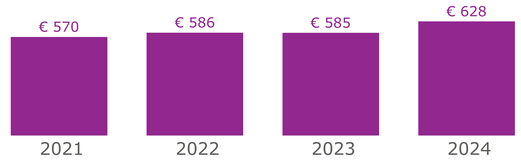

Aantal nieuwbouw woongelegenheden per jaar

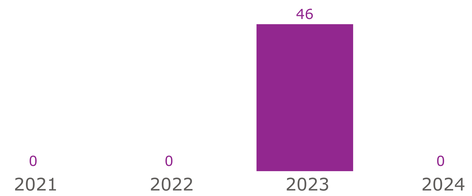

LEEFBAARHEID

	2024	2025
Veiligheidsgevoel	8,0	8,0
Ervaren overlast	7,9	7,7
Schone en nette buurt	7,2	7,2
Ervaren inzet corporatie	6,7	6,7
Leefbaarheidsuitgaven	€ 91	€ 110